

NEW!
Long Life!
Low Energy Consumption!
High Performance!

SCHOTT LLS 2 – LED Light Source

Long Life, Low Energy Consumption, High Performance

Making use of the fast progress in LED technology, SCHOTT offers its new LLS 2 LED light source for machine vision applications, outclassing conventional lighting techniques:

- **Long life-time (50,000 hours) (*)**
- **Low power consumption: 35 watts (max)**
- **Light output (**): 175 kLx at active diameter 8 mm**
- **Color temperature: 5,500 K**
- **Accepts light guides up to 13 mm active diameter**
- **External strobe capabilities: minimal pulse duration 50 µs**
- **Voltage input: 100 VAC to 240 VAC nom. (50/60 Hz)**
- **Optical output: optimized for 4–10 mm**
- **Uniformity of light spot: Gaussian like light distribution shape**
- **RoHS compliant**
- **CE approved**

(*): 70 % of initial luminous flux according to LED supplier

(**): Measured after 1,100 mm long light guide at 50 mm distance



Characteristics

Dimensions	Length 240 mm (9.45 in) Width 85 mm (3.35 in) Height 120 mm (4.72 in)
Weight	2,1 kg (4.62 lbs)
Operating Temperature	-10° C (+14° F) to +45° C (+113° F) (humidity 20 % to 90 %)
Storage Temperature	-40° C (-40° F) to +80° C (+176° F) (humidity 10 % to 95 %)
Cooling Method	Forced air cooling (fan)
Housing	Powder painted steel
Part Number for Ordering	1233436

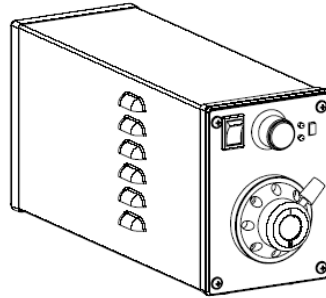
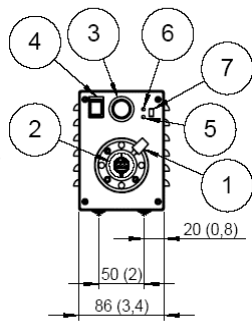
Control Characteristics

Manual Control Interface (front)	On / Off switch Manual / remote switch Brightness control LED status indicator lights
Electronic Control Interface (back)	Analog Input: 0 – 5 V (intensity) Digital Input (8 bit parallel) (intensity, invertible logic)
Remote Control	Remote light On / Off (invertible logic) Error signal outputs: over- temperature, over-current. Galvanically insulated digital inputs and outputs (opto couplers)

NOTE:

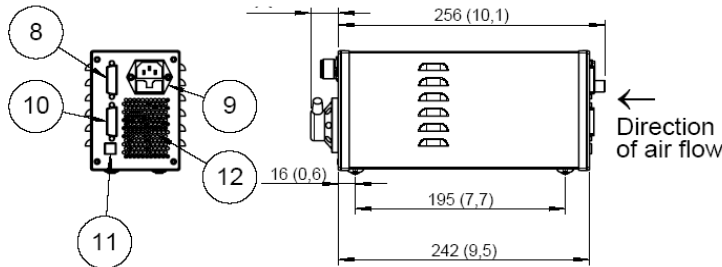
External control pin layout compatible with Moritex halogen light sources. Please follow standard safety procedures when operating the LLS 2 Light Source





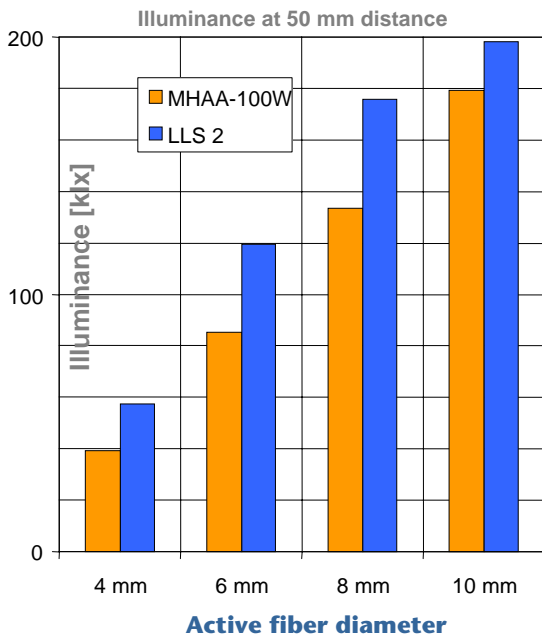
- 1: Light guide ferrule fixing screw
- 2: Light guide connector
- 3: Intensity control
- 4: Power switch
- 5: Alarm indicator (e.g. over-temperature)
- 6: Power indicator
- 7: Remote/ manual switch

Unit: mm (inch)

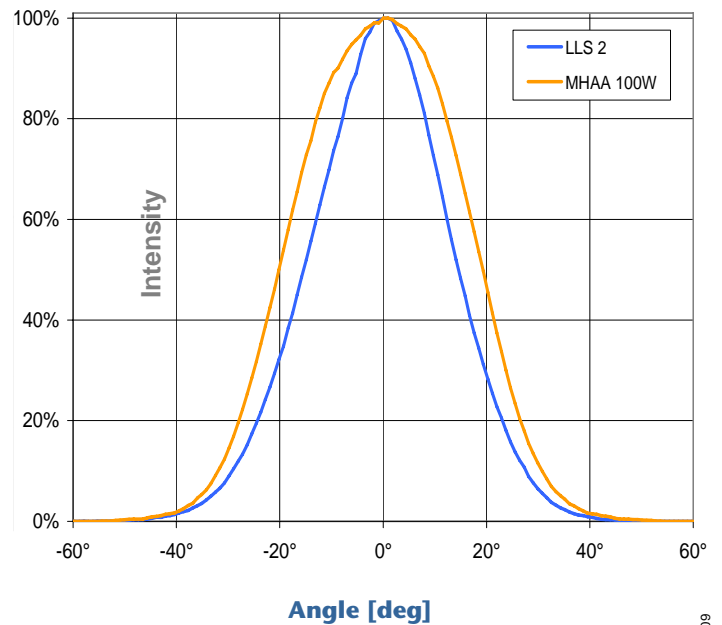


- 8: Analog interface
- 9: AC power supply inlet
- 10: Digital interface
- 11: Dip switches
- 12: Cooling air intake

Illuminance of LLS 2 and Halogen Light Source at 50 mm distance



Angular Light Distribution with 10 mm Light Guide



For more information please contact:

Lighting and Imaging
 SCHOTT North America, Inc.
 122 Charlton Street
 Southbridge, MA

Phone: +1 (508) 765-9744
 Fax: +1 (508) 765-1299
 lightingimaging@us.schott.com
 www.us.schott.com/lightingimaging

