

# ColdVision – LED Light Source (CV-LS)

High Brightness Illumination with Robust Connectivity



CV-LS Light Source, A20980

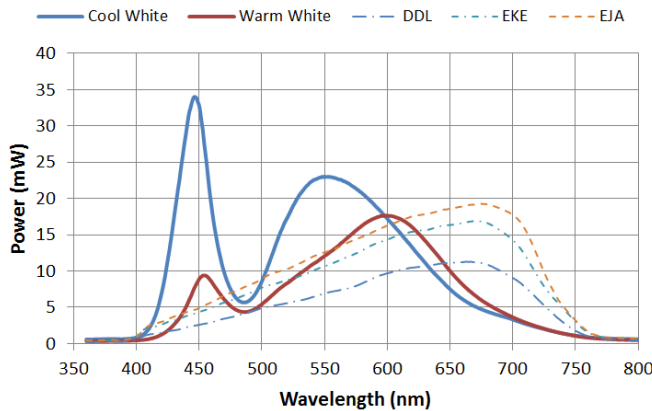
The next generation of SCHOTT LED Light Sources known as the CV-LS breaks new ground for high efficiency output in a compact footprint with versatile connectivity. This flagship light source's appearance may be similar to previous models, but the design has been improved with an upgraded new set of high brightness LED light engines and cooling system for greatly increased light output, beyond 150W EJA Halogen lamp levels for the cool white model. The entire internal design has been revamped for improved efficiency, ESD handling, and robust connectivity and controls. Upon initial release, the Cool White, Warm White, and RGBW models will be available, with other color options in the future.

Illumination Data <sup>2</sup> (Cool White Model)	
Luminous Flux (Default Settings)	1100 lm
Luminous Flux (Max Output)	1350 lm
Color Rendering Index	75

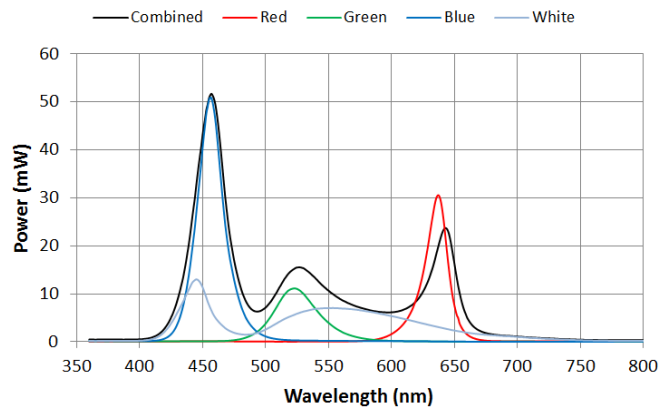
Model Number <sup>1</sup>	Color	Wavelength CCT	Light Output <sup>2</sup>
A20980/6000K	Cool White	6000K	1350lm
A20980/3000K	Warm White	3000K	900lm
A20980/RGBW	Red Ch.	625nm	130lm
	Green Ch.	530nm	250lm
	Blue Ch.	460nm	70lm
	White Ch.	6300K	400lm

Features
Long life, high efficiency LED engine.
ColdVision light guide compatible
Internal light feedback stabilization
Analog and digital remote control: USB (Virtual RS232), RS232, Dual Ethernet, Multiport
Fast triggered strobe (25µs rise time, 1µs precision)
Improved resistance to vibration & shock
Improved ESD Immunity (Heavy Industrial)
Small footprint, backwards compatible
Universal input power supply
RoHS compliant, ETL Approved
All connectors with retention mechanisms

Relative Optical Spectrum of CV-LS vs Halogen Light Sources



RGBW Optical Spectrum

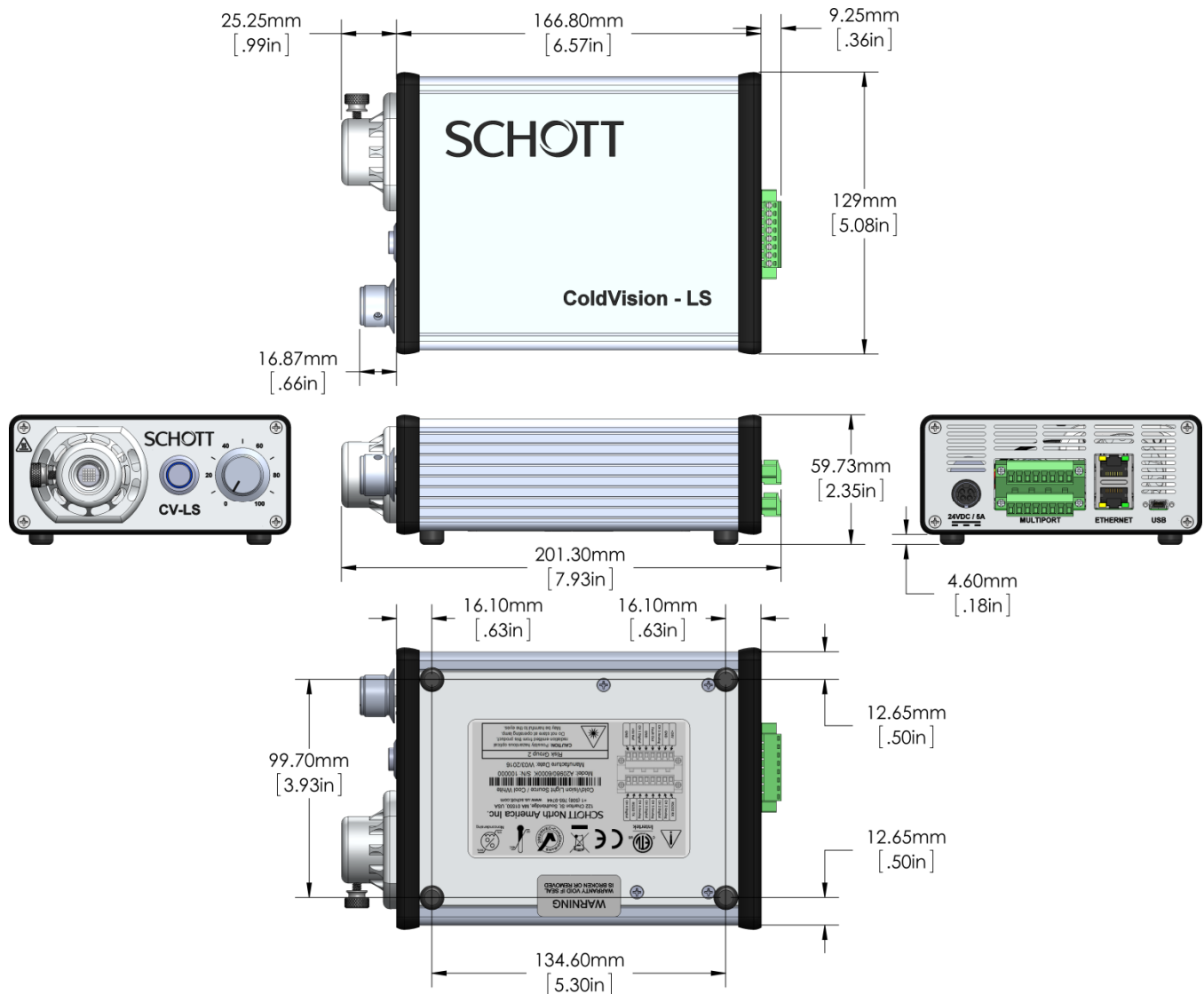


- 1) Full part numbers will also specify power supply cord type.
- 2) Measured using a SCHOTT fiber optic light guide, Ø 13 mm active, length 1 m (A08051.40 bundle), 23C ambient, typical output

Version 01.2017



## Physical Specification



Electrical Specification	
Power Input	24VDC / 5A Max (18-28VDC)
Power Consumption	120W
Mechanical Specification	
Dimensions (W x D x H)	5.08 in x 7.93 in x 2.35 in
Weight	1.8 lbs.
Environmental Specification	
Operational Temperature	0 C to 45 C
Operational Humidity	5% to 95% Non-Condensing
Storage Temperature	-25 C to 85 C

Certification	
Marking	
European Directives	2006/95/EC (Low Voltage Directive) 2004/108/EC (EMC Directive) 2012/65/EU (RoHS)
EMC	IEC 61326-1:2012 FCC CFR47 Part 15B:2015 Japan Deviations
Safety	CENELEC EN 61010-1:2010 UL 61010-1:2012 CAN/CSAC22.2#61010-1:2004
Photo-biological	IEC 62471:2006

All specifications are subject to change without prior notice. This datasheet or any extracts thereof may only be used in other publications with express permission of SCHOTT. © SCHOTT North America, Inc.

Lighting and Imaging  
**SCHOTT North America, Inc.**  
 122 Charlton Street  
 Southbridge, MA 01550  
 USA  
 Phone: +1 (508) 765-9744  
 Fax: +1 (508) 765-1299  
 lightingimaging@us.schott.com  
 www.us.schott.com/lightingimaging

