












Standard profile

- Glass tubes and rods available in numerous standard shapes
- Standard length 1,500 mm
- Minimum quantity per dimension = 1 carton
- Other diameters and lengths upon request.









Profile Type	Profile No.	Dimensions [mm]
	001	W 25.00
	002	W 31.00
	003	W 10.00 W 29.00
	004	OD 30.00 / ID 17.00
















Profile Type	Profile No.	Dimensions [mm]
	006	OD 22.00 / WT 1.00 OD 30.00 / WT 2.00 OD 40.00 / WT 2.00 OD 50.00 / WT 2.50 OD 60.00 / WT 2.50 OD 70.00 / WT 2.50 OD 80.00 / WT 2.50 OD 100.00 / WT 3.00 for special lengths: min OD 30.00 / min WT 2.00
	028	H 7.50 / W 15.00 H 12.00 / W 25.00 H 14.50 / W 29.50















Profile Type	Profile No.	Dimensions [mm]
	033	W 23.00 W 27.00 W 35.00
	041	SL 29.00
	049	W 30.00 / H 12.00
	072	OD1 40.00 / OD2 30.00 / WT ~2.00 OD1 140.00 / OD2 68.00 WT ~3.30
	073	OD1 140.00 / OD2 68.00 WT ~3.30

Special profile

- Glass tubes and rods available in numerous shapes (The list shows an overview of special profiles manufactured in the past).
- Outer diameter > 6 up to 150 mm
- Lengths between 1,200 und 4,000 mm possible (depending on profile and dimensions)
- Minimum order quantities between 500 and 1,000 kg (depending on the profile)
- Technical test / development of new profile / costs upon request

Profile Type	Profile No.	Dimensions [mm]
	005	W 25.00 / ID 17.00
	010	W 20.00 W 30.00
	013	W 25.00 / H 15.00 W 32.00 / H 16.00
	017	W 15.00 W 20.00 W 25.00 W 30.00 W 35.00
	020	OD 24.00 / WT 1.00 / 12 bars OD 40.00 / WT 2.00 / 14 bars OD 60.00 / WT 2.50 / 14 bars OD 80.00 / WT 3.00 / 18 bars
	021	D 25.00
	024	OD 24.00 / WT ~1.00 12 bars short / long OD 30.00 / WT ~1.20 12 bars short / long
	034	W 40.00



Profile Type	Profile No.	Dimensions [mm]
	035	W 35.00
	036	W 49.50 / H 20.00
	038	W 30.00 / WT max. 2.50 60 striations W 40.00 / WT max. 2.50 60 striations W 60.00 / WT max. 3.00 60 striations W 136.50 / WT max. 4.50 80 striations
	040	OD 16.85 / ID 12.40
	042	W 18.00 / H 6.10
	043	W 18.20 / H 4.80
	044	W 18.20 / H 4.80
	047	W 30.00 / H 8.00
	048	W 40.00 / H 10.70
	050	W 39.50 / H 11.00
	053	W 100.00 / WT 3.00 / 30 bars W 140.00 / WT 3.00 / 30 bars
	054	W 6.00 / H 5.00
	056	SL 30.00
	057	W 18.00 / H 6.00
	058	W 27.57 / ID 11.44

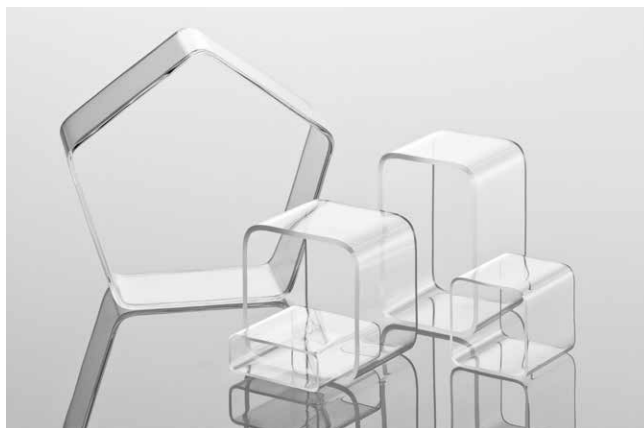
Profile Type	Profile No.	Dimensions [mm]
	059	W 30.00 / H 22.60
	065	W 9.00 / H 4.00
	066	W 30.00 / H1 5.00 / H2 10.00
	067	W 18.00 / H 7.50
	068	W 10.00 W 25.00
	069	W 3.00 / H 2.00
	070	W 40.00 / H 14.00
	074	W 10.00 / H 5.50 W 15.00 / H 8.40
	075	W 30.00 / H 13.50
	076	W 20.00 / ID 10.00
	077	W 30.00 / H 16.50 W 40.00 / H 21.80
	079	W 17.00 / ID 10.00
	080	W 16.60 / ID 9.00
	082	OD1 200.00 / OD2 100.00 WT ~4.00 / 96 striations
	088	H 8.00
	094a	H 25.00 / W 60.00 / ID 10.50
	094b	H 25.00 / W 60.00
	095	W 9.00 / ID 0.60 W 19.50 / ID 1.50

CONTURAX® PRO

Standard profile





- Right angle and square tubes available
- Standard length 1,500 mm
- Minimum quantity per standard dimension = 1 carton
- Minimum order quantity for deviations from the standard = 500 kg

Profile Type	Profile No.	Dimensions [mm]
	085	W 44.50 / WT 1.40 W 67.80 / WT 2.75
	086	H 32.40 / W 54.75 / WT 1.45 H 58.00 / W 86.50 / WT 2.75



Special profile

- Glass tubes and rods are available in a variety of different shapes (The list shows an overview of special profiles manufactured in the past).
- Possible dimension range (depending on the profile and dimensions):
OD > 6 up to 150 mm
L 1,200 up to 4,000 mm
- Minimum order quantities between 500 and 1,000 kg (depending on the profile)
- Other diameters and lengths upon request.

Profile Type	Profile No.	Dimensions [mm]
	086	H 19.00 / W 53.50 / WT 1.75
	089	H 132.70 / W 138.80 / WT 2.75
	093	W 29.25 / W 21.50 / WT 2.10 W 100.00 / W 96.00 / WT 3.00
	098	H 50.00 / W 100.00 / WT 5.00



W: Width | H: Height | D: Diameter | SL: Side Length | OD: Outer Diameter | ID: Inner Diameter | WT: Wall Thickness | L: Length

Further dimensions available upon request.
Requirement: successful technical feasibility test

Tubing
 SCHOTT North America, Inc.
 555 Taxter Road
 Elmsford, NY 10523
 USA
 Phone (914)831-2200
 Fax (914)831-2201
 info.tubing@us.schott.com
www.us.schott.com/tubing/design

